


4.2 ART AND DESIGN (442)

4.2.1 Art and Design Paper 1 (442/1)

SECTION A (20 marks)

Answer *all* the questions in this section in the spaces provided.

- 1 (a) Study the illustration below.



- (i) Name the **most** outstanding element portrayed. (1 mark)

.....

.....

- (ii) Explain how the element has been used to create the forms. (1 mark)

- (b) Establish **one** physical limitation experienced when modelling with kaolin and how it is overcome. (2 marks)

- (c) What is “Emphasis” as used in Art and Design? (1 mark)

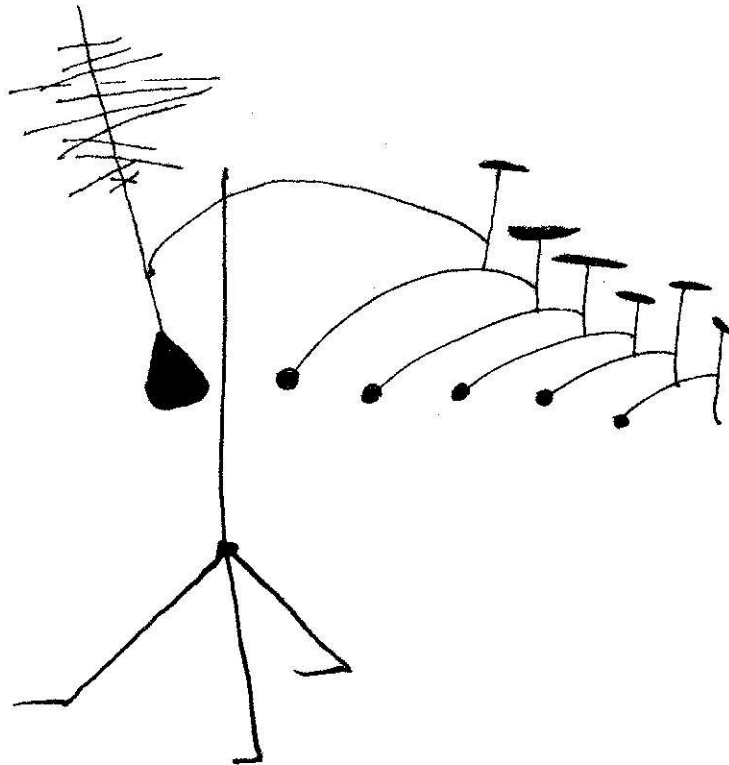
- (d) In reference to fabric decoration, explain what is meant by the following terms:

- (i) motif (1 mark)

- (ii) pattern (1 mark)

- (iii) print (1 mark)

- (e) (i) Give the terms used for primary and secondary clays. (2 marks)
- (ii) Explain what is meant by the term “wedging” in clay work. (1 mark)
- (f) State **two** outstanding characteristics of a collage made using found objects. (2 marks)
- (g) Study the illustration below.



- Explain how the principles of balance, rhythm and movement has been created in the arrangement. (2 marks)
- (h) State **two** factors that determine the choice of wood for carving. (2 marks)
- (i) Explain why it is important to melt wax in a double container when working on a batik. (1 mark)
- (j) Giving an example for each, distinguish between chromatic and achromatic colours. (2 marks)

SECTION B (25 marks)

Answer *all* the questions in this section in the spaces provided.

2 Study the picture below.



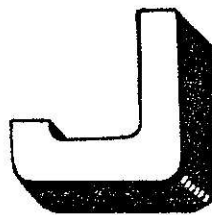
(a) Identify the type of texture portrayed in the picture. (1 mark)

(b) State **four** roles of texture conveyed in the picture. (4 marks)

3 (a) In the space provided below, make a sketch to illustrate “waisting” in the process of weaving. (4 marks)

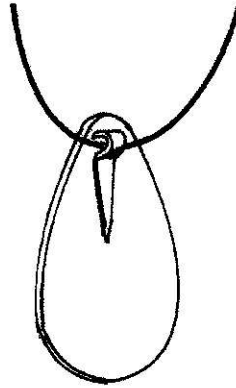
(b) State the cause of the defect. (1 mark)

4



Using the typeface of the letter above, construct the word JOT in the same style in the space provided below. (5 mark)

- 5 The illustration below represents a pendant made using a sheet metal.



Outline **five** basic steps used in creating the pendant.

(5 marks)

- 6 In the space provided below, make a quick sketch in pencil of:
"A cat at rest".

(5 marks)

SECTION C (15 marks)

*Answer any **one** question in this section.*

Write your answer in the space provided after question 9.

- 7 The illustration below represents a type of a poster.

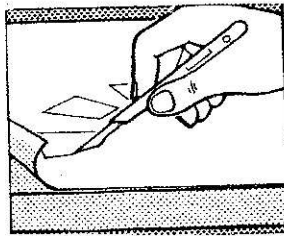


- (a) Name the type of poster and explain its function. (2 marks)
- (b) Stating **four** reasons, explain why the poster is effective for the product. (8 marks)
- (c) Describe the process of producing the poster using lino block. (5 marks)

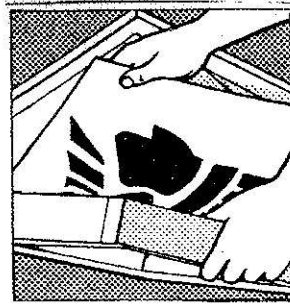
8 A greenware bowl is to be decorated with a floral motif using slip in-laying technique.

- (a) Name the most essential material and **two** tools to be used in the process. (3 marks)
- (b) Describe the procedure of decorating the bowl. (12 marks)

9 The illustrations A and B below represent an Art and Design technique.



A



B

- (a) Identify the technique. (1 mark)
- (b) Describe the process of producing a design using the technique. (10 marks)
- (c) Outline **four** steps to be followed when mounting the work using the matt method. (4 marks)