

3.14 ART & DESIGN (442)

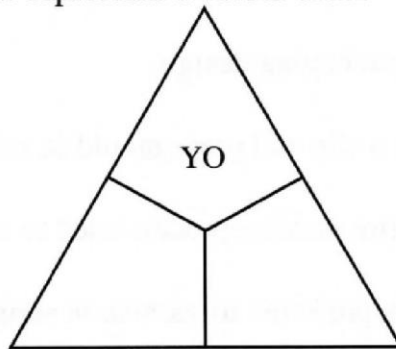
3.14.1 Art & Design Paper 1 (442/1)

SECTION A (20 marks)

Answer **ALL** the questions in this section in the spaces provided.

- 1 (a) “Art and Design forms a good base for every subject in the curriculum”.  
Explain the statement. (2 marks)

- (b) The illustration below represents a colour triad.



Fill in the missing colours. (2 marks)

- (c) Explain the terms recede and advance as applies to colour. (2 marks)
- (d) State the mood portrayed in the artwork below. (1 mark)



- (e) A student had a collection of newspapers and magazines intending to use them to create a pictorial composition. Name the **two** picture making techniques the student could use. (2 marks)

- (f) Name **two** types of balance prominent in the illustration below. (2 marks)



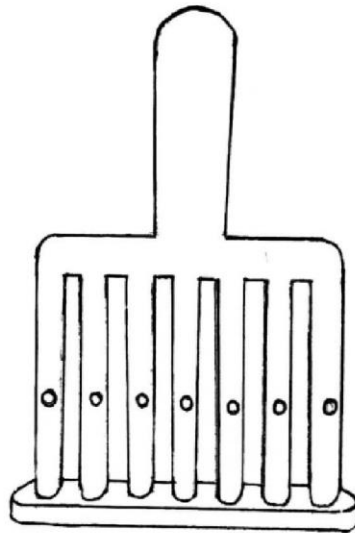
- (g) Distinguish between Dabbing and Airbrushing in painting. (2 marks)
- (h) Explain **two** roles of packaging design. (2 marks)
- (i) Differentiate between a slip and press mould in sculpture. (2 marks)
- (j) Name the dry point print making process used to create half tones. (1 mark)
- (k) Explain why shellac is preferred to varnish in serigraphy. (1 mark)
- (l) State the importance of spacers in design and production of ornaments. (1 mark)

### SECTION B (25 marks)

*Answer ALL the questions from this section in the spaces provided.*

- 2 Write the word “**day**” in uppercase and label the apex, counter and crossbar. (5 marks)
- 3 (a) Explain the term “caricature”. (1 mark)
- (b) State **two** characteristics of a caricature. (2 marks)
- (c) What is the significance of a caricature to visual communication? (2 marks)

- 4 The illustration shows a tool used in an Art technique.



- (a) Identify the technique. (1 mark)
- (b) Name the tool. (1 mark)
- (c) Explain **three** functions of the tool. (3 marks)
- 5 Outline **five** steps involved in open firing of clay articles. (5 marks)
- 6 State **five** factors that determine choice of material in ornament making. (5 marks)


**SECTION C** (15 marks)

*Answer any ONE question from this section.  
Write your answers in the space provided after question 9.*

- 7 Giving **two** points for each, explain the following eye views as applied in perspective.
- (a) (i) worms eye view; (2 marks)  
(ii) normal eye view; (2 marks)  
(iii) bird's eye view. (2 marks)
- (b) Draw and label a classroom desk in two-point perspective. (9 marks)
- 8 (a) Name the technique in which the term "lost wax" is used. (1 mark)
- (b) State **five** merits and **two** limitations of each of the following sculpture making techniques:
- (i) modelling; (7 marks)  
(ii) construction. (7 marks)

9

The illustration below represents a motif printed using a linoleum block.



- (a) Sketch the motif as it would appear on the block. (1 mark)
- (b) Identify and label the positive and negative areas. (2 marks)
- (c) Using a single block, describe the process of producing a wall hanging on paper in two colours.