

3.16 WOODWORK (444)

3.16.1 Woodwork Paper 1 (444/1)

SECTION A (40 marks)

Answer ALL the questions in this section in the spaces provided.

- 1 Outline **four** features common to all saws. (4 marks)
- 2 Differentiate between wood carving and wood turning. (2 marks)
- 3 State **two** safety precautions to be observed for each of the following activities: (4 marks)
 - (a) carrying hand tools;
 - (b) storing hand tools.
- 4 State **four** effects of using unseasoned wood. (4 marks)
- 5 List **two** functions of each of the following parts of a tree:
 - (a) roots; (2 marks)
 - (b) trunk. (2 marks)
- 6 Using pictorial sketches, show the following:
 - (a) double tenon; (2 marks)
 - (b) twin tenon. (2 marks)
- 7 (a) State **two** advantages of using a roller in painting. (2 marks)
(b) Sketch and label a wooden veneer hammer. (3 marks)
- 8 Describe **two** methods used to prevent splitting of wood at the back when boring. (4 marks)
- 9 (a) State **two** precautions to be observed when working with a steel tape. (2 marks)
(b) List **four** factors that influence the selection of a finish. (2 marks)

10 Figure 1 shows a plane figure.

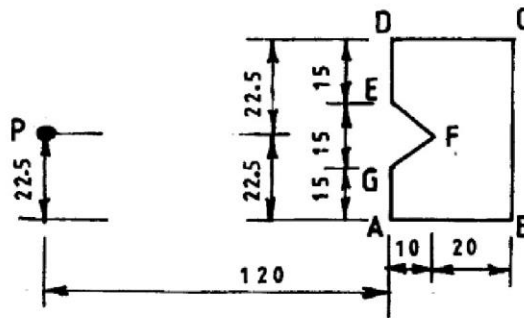


Figure 1

Copy the figure and construct a similar figure with the sides reduced in the ratio of 2:1. Use point 'P' as the focal point. (5 marks)

SECTION B (60 marks)

Answer question 11 on A3 paper provided and any other **THREE** questions from this section in the spaces provided after question 15. Candidates are advised **NOT** to spend more than 25 minutes on question 11.

11 Figure 2 shows three views of a shaped block drawn in 1st angle projection.

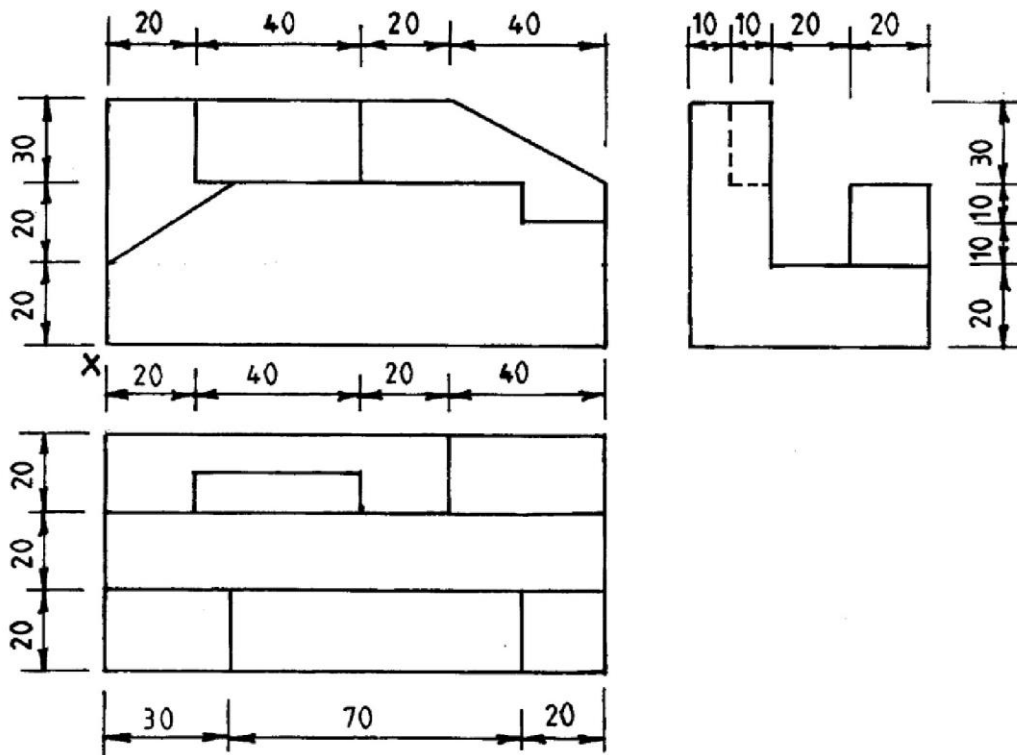


Figure 2

To a scale of 1:1, draw the block in isometric taking 'X' as the lowest point. (15 marks)

- 12 (a) State **six** characteristics of a laquer. (3 marks)
- (b) With the aid of a labelled sketch, outline the use of a test strip in preparation for staining a work piece. (9 marks)
- (c) Describe **two** types of spokeshave. (3 marks)
- 13 (a) Explain the cutting action of a cross-cut saw teeth. (6 marks)
- (b) With the aid of sketches, describe the following techniques of matching veneers:
- (i) book matching;
- (ii) slip matching;
- (iii) diamond matching. (9 marks)
- 14 (a) **Figure 3** shows a tool used in woodwork.

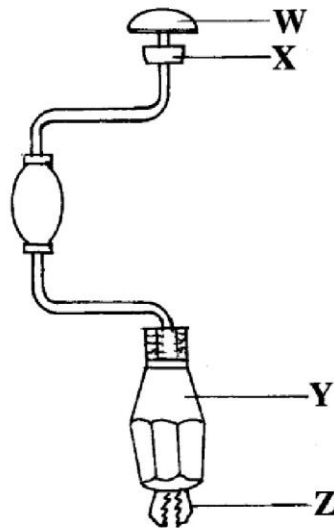


Figure 3

- (i) Name the tool;
- (ii) Name the parts labelled **W**, **X**, **Y** and **Z**.
- (iii) State **one** function of each of the parts labelled **W**, **X**, **Y** and **Z**. (9 marks)
- (b) List **four** areas of study in woodwork after studying woodwork in high school. (2 marks)
- (c) State **four** mistakes to avoid when giving first aid treatment for simple burns. (4 marks)

15 (a) **Figure 4** shows a picture frame.

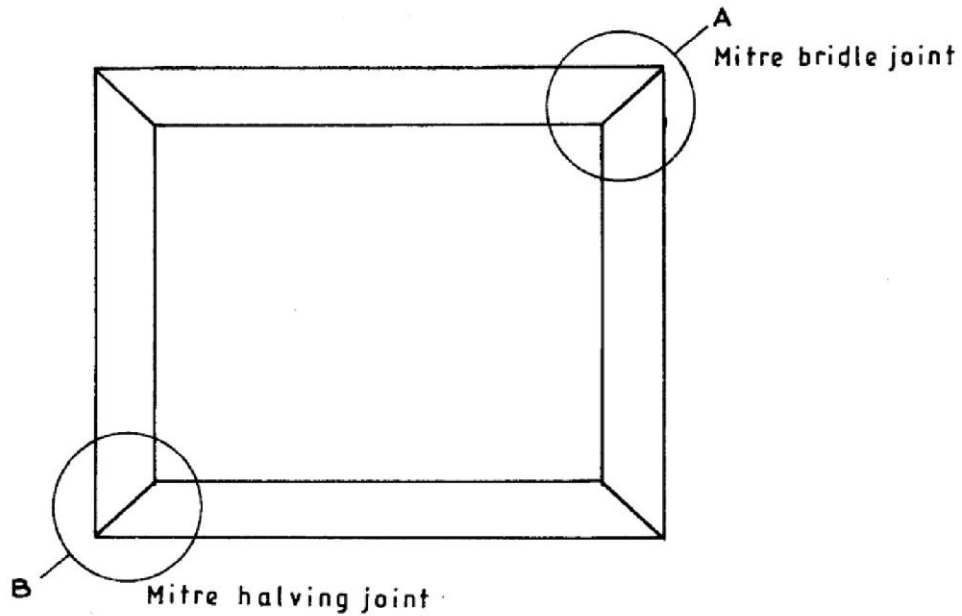


Figure 4

Sketch an exploded view of the joints labelled **A** and **B**. (4 marks)

(b) **Figure 5** shows the plan of solid timber panel of a stool decorated with a solid timber inlay and banding.

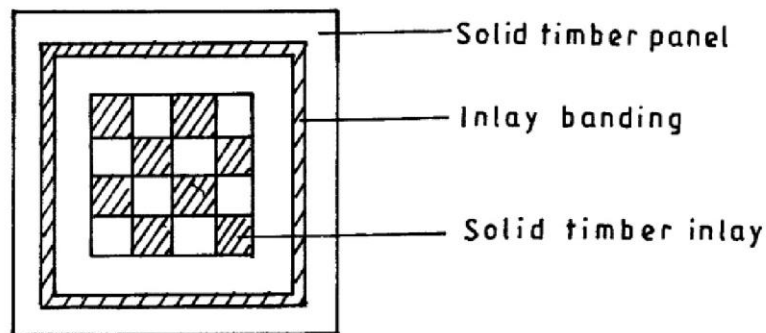


Figure 5

Outline the procedure of making the decorative panel from strips of timber of different colours in the:

(i) banding;

(ii) inlay.

(11 marks)