


# DISTINCTION EARLY YEARS ASSESSMENT

## MONITORING LEARNER'S PROGRESS

GRADE 3 - 2020

INTEGRATED LEARNING ACTIVITIES

3



### SECTION A AND B

Learner's Name: .....

Learner's Number

Gender: Boy

Girl

County Name: ..... County Code:

Sub-County Name: ..... Sub-County Code:

School Name: ..... School Code:

## TEACHER'S SCORING GUIDE

### SECTION A

#### ASSESSMENT RUBRICS

Exceeds Expectations	Meets Expectations	Approaches Expectations	Below Expectations

### SECTION B

The grid below is to be filled by the teacher after making the learner's work.

Learning areas	Hygiene and Nutrition Activities	Environmental Activities	Shughuli za Kiswahili	Pyschomotor and Creative Activities	Religious Activities	
					C.R.E	I.R.E
No. of questions						
No. of questions correct						
Performance level						

## HYGIENE AND NUTRITION ACTIVITIES

List down healthy foods that you eat.

1. \_\_\_\_\_
2. \_\_\_\_\_
3. \_\_\_\_\_
4. \_\_\_\_\_

Draw and colour two materials you use to clean the toilet.

5. 

--
6. 

--


List down 3 things that are used to prepare tea

7. \_\_\_\_\_
  8. \_\_\_\_\_
  9. \_\_\_\_\_
10. A hole on a tooth is called \_\_\_\_\_


## ENVIRONMENTAL ACTIVITIES

Name the weather

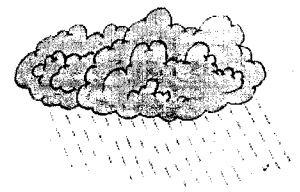
1.



2.



3.



List down 3 items we use to store water.

4. \_\_\_\_\_
5. \_\_\_\_\_
6. \_\_\_\_\_

Fill the blank spaces below.

7. \_\_\_\_\_ soil is good for farming. (**clay, sand, loam**)
8. The name of my Environmental teacher is \_\_\_\_\_.
9. Write the name of one domestic animal you know \_\_\_\_\_.
10. Our national flag has \_\_\_\_\_ colours.

## SHUGHULI ZA KASWAHILI

Bingwa alichukua mbwa wake wawili na mkuki akaenda kuwinda. Palikuwa na msitu wenye nguruwe mwitu. Kila wiki alikuwa anaweka mtego wake ili kumshika mnyama huyo. Siku hiyo alimnasa nguruwe mnono sana.

1. Bingwa ana mbwa wangapi? \_\_\_\_\_
2. Nguruwe mwitu aliishi kwenye \_\_\_\_\_
3. Bingwa aliweka nini kila usiku? \_\_\_\_\_
4. Bingwa alimnasa nguruwe \_\_\_\_\_ sana.

### Tunga sentensi ukitumia maneno haya

5. picha

6. shamba

### Andika kinyume cha maneno haya


7. Msichana - \_\_\_\_\_
8. Usiku - \_\_\_\_\_

### Andika wingi wa sentensi hizi.

9. a) Mtoto anacheza.

b) Kitabu chake kimepotea.

10. Chora kiungo kimoja cha mwili wako.



## CRE ACTIVITIES

Write three disciples of Jesus.

1. \_\_\_\_\_
2. \_\_\_\_\_
3. \_\_\_\_\_
4. Jesus was baptised by \_\_\_\_\_
5. The first book of the New Testament is called \_\_\_\_\_
6. Jesus raised \_\_\_\_\_ of Bethany.
7. The first king of Israel was called \_\_\_\_\_
8. The first people to be created were \_\_\_\_\_ and \_\_\_\_\_

9. Jesus changed water into \_\_\_\_\_ at a wedding in Cana of Galilee
10. Finish the prayer: Our father who art in \_\_\_\_\_

### IRE ACTIVITIES

1. \_\_\_\_\_ is the other name of surah-lahab. It has \_\_\_\_\_ verses.
2. \_\_\_\_\_ was the wife of Abu-lahab.
3. Both Abu-lahab and his wife will be \_\_\_\_\_ by Allah(S.W.T).
4. Ummu Jamila used to put \_\_\_\_\_ on prophet's door.
5. \_\_\_\_\_ was the uncle of the prophet.
6. \_\_\_\_\_ was sent by Allah to bring Surah al-lahab.
7. Abu-lahab \_\_\_\_\_ the prophet when he was preaching on mount \_\_\_\_\_ about Islam.
8. The word Nasr means \_\_\_\_\_.
9. Surah an-Nasr has \_\_\_\_\_ verses.
10. Surah an-Nasr teaches us to \_\_\_\_\_.

### ART AND CRAFT ACTIVITIES

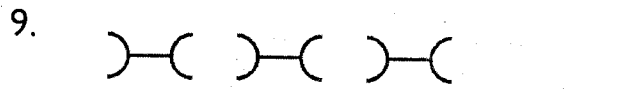
List down three things you use in painting.

1. \_\_\_\_\_
2. \_\_\_\_\_
3. \_\_\_\_\_


List down any four colours used in painting.

4. \_\_\_\_\_
5. \_\_\_\_\_
6. \_\_\_\_\_
7. \_\_\_\_\_

Complete the patterns below.



10. Draw a painting brush.



### MUSIC ACTIVITIES

List down the body parts used when singing and dancing

1. \_\_\_\_\_
2. \_\_\_\_\_
3. \_\_\_\_\_
4. \_\_\_\_\_

Write down the methods used to play the musical instruments below

5. guitar - \_\_\_\_\_
6. drum - \_\_\_\_\_
7. flute - \_\_\_\_\_

Write the first line of each stanza of the national anthem

8. First stanza: \_\_\_\_\_
9. Second stanza: \_\_\_\_\_
10. Third stanza: \_\_\_\_\_