

NAME:.....  
SCHOOL:.....  
STREAM:.....

INDEX NO:.....  
ADM NO:.....  
DATE:.....

232/3  
PHYSICS  
PAPER 3  
(PRACTICAL)  
MARCH/ARIL - 2019  
TIME: 2 ½ HOURS

## TRIAL ONE EVALUATION TEST– 2019

*Kenya Certificate of Secondary Education (K.C.S.E)*

232/3  
PHYSICS  
PAPER 3  
(PRACTICAL)  
MARCH/ARIL - 2019  
TIME: 2 ½ HOURS

### INSTRUCTIONS TO CANDIDATES

1. Write your name, admission number, class and other details in the spaces provided above.
2. Answer ALL the questions in the spaces provided in question paper.
3. You are supposed to spend the first 15 minutes of the 2 ½ hours allowed for this paper reading the whole paper carefully before commencing your work.
4. Marks are given for a clear record of the observation actually made, their suitability, accuracy, and the use made of them.
5. Candidates are advised to record their observations as soon as they are made.
6. Non-programmable silent electronic calculators and KNEC mathematical tables may be used.

### FOR EXAMINERS USE ONLY.

Question	b	c i	c ii	c iii
Maximum Score	10	5	3	2
Candidate's Score				

Total

Question	a	f	G	h	i
Maximum Score	½	9 ½	5	3	2
Candidate's Score					

Total

*This paper consists of 8 printed pages.  
Candidates should check the question paper to ensure that all pages are printed as indicated  
and that no questions are missing.*

**Grand  
Total**

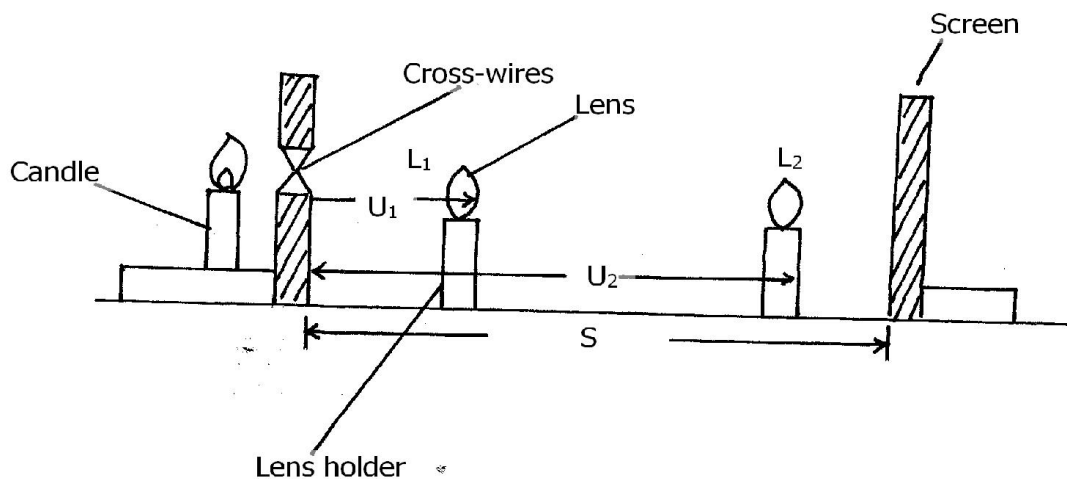
## Question one

1. You are provided with the following apparatus

- A lens
- Lens holder
- Candle
- Screen
- A screen with a hole having cross-wire
- Metre rule

**Proceed as follows**

(a) Set up the apparatus as in the figure below with distance  $S = 42\text{cm}$



Without changing the distance  $S$  move the lens slowly away from cross-wires until a sharp enlarged inverted image is formed on screen position  $L_1$ . Measure the distance  $U_1$  from cross-wires to the lens and record this value in table 2. Keeping distance  $S$ , constant move the lens away from cross-wires to a new position  $L_2$  where a small sharp inverted image is formed on the screen. Measure the new object distance  $U_2$  and record in table 2. Determine the displacement  $d$  of the lens from  $L_1$  to  $L_2$  (i.e  $d = L_2 - L_1$ )

(b) By setting the distance  $S$  to distances 44, 46, 48, 50 and 52cm as shown in table 2 repeat procedure (a). Measure and record the corresponding values of  $U_1$  and  $U_2$  in table 2


**Table 2**

S (cm)	42	44	46	48	50	52
$U_1$ (cm)						
$U_2$ (cm)						
$d (U_2 - U_1)$ (cm)						
$d^2$ (cm <sup>2</sup> )						
$S^2$ (cm <sup>2</sup> )						
$S^2 - d^2$ (cm <sup>2</sup> )						

(10mks)

(c) (i) Plot graph of  $S^2 - d^2$  against  $S$

(5mks)



(ii) Determine the slope of the graph

(3mks)

.....  
.....  
.....  
.....  
.....  
.....  
.....  
.....

(iii) Given that  $S^2 - d^2 = 4fS$ , use your graph to determine the focal length of the lens (2mks)

.....  
.....  
.....  
.....  
.....  
.....

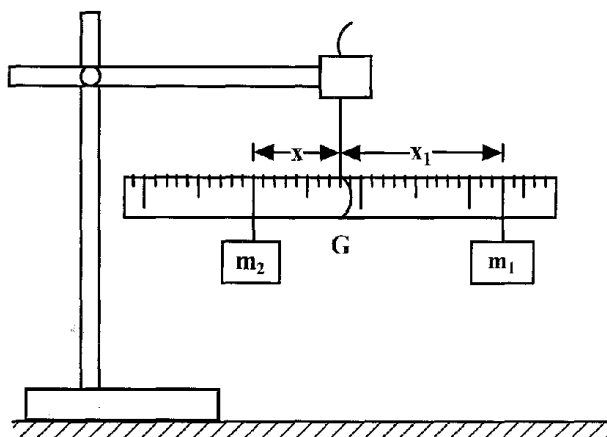
## QUESTION TWO

2. You are provided with the following:

- a metre rule;
- a retort stand, a boss and clamp;
- three pieces of thread;
- 200ml of a liquid in a 250ml beaker labelled W;
- 200ml of a liquid in a 250ml beaker labelled L;
- Two masses labelled  $m_1$  and  $m_2$ .

Proceed as follows:

- a) Suspend the metre rule so that it balances at its centre of gravity **G** and record its value  
 $G = \dots\dots\dots$ cm ( $\frac{1}{2}$ mk)



**Figure 2(a)**

- b) Position mass **m<sub>2</sub>** at a distance **x = 5 cm** from the centre of gravity **G** and adjust the position of **m<sub>1</sub>** so that the metre rule balance at **G**. Record the **x<sub>1</sub>** of **m<sub>1</sub>** from the point **G** in **table 2**.
- c) While maintaining the distance **x = 5cm**, immerse **m<sub>2</sub>** completely in water. Adjust the position of **m<sub>1</sub>** until the metre rule balances again (**see figure 2(b)**). Record the new distance **x<sub>2</sub>**.

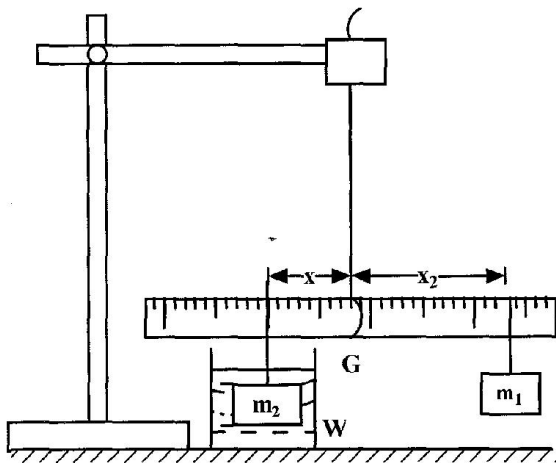


Figure 2(b)

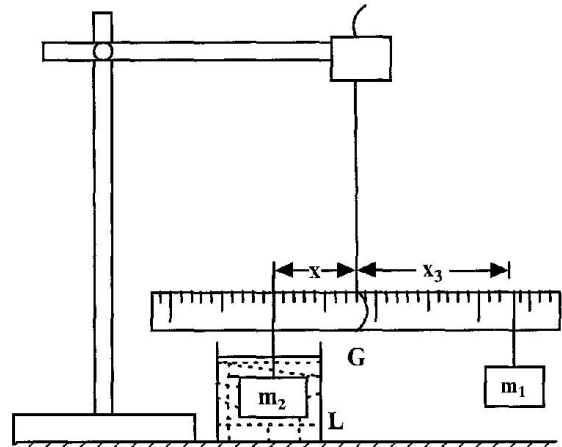


Figure 2(c)

- d) Still maintaining the same distance  $x = 5\text{cm}$ , remove the beaker, W with water and replace it with the beaker L with the liquid. Immerse  $m_2$  completely in the liquid. Adjust the position of  $m_1$  until the metre rule balances again (see figure 2(c)). Record the new distance  $x_3$ .
- e) Remove mass  $m_2$  from the liquid and dry it with a tissue paper.
- f) With the metre rule still suspended from its centre of gravity G, repeat the procedure in (b), (c), (d) and (e) for other values of  $x$  given in table 2. Complete the table.


TABLE 2

Distance x (cm)	Distance $x_1$ (cm)	Distance $x_2$ (cm)	Distance $x_3$ (cm)	$L_0 = (x_1 - x_2)$ (cm)	$L_1 = (x_1 - x_3)$ (cm)
5					
10					
15					
17					
20					

(9½ mks)

(g) Plot a graph of  $L_0$ (y-axis) against  $L_1$

(5mks)



(h) Find the slope S of the graph. (3mks)

.....  
.....  
.....  
.....  
.....  
.....

(i) Find the value of k given that  $L_1 = \frac{25}{K} L_0$  (2mks)

.....  
.....  
.....  
.....  
.....