

232/3

— **PHYSICS** —
(PRACTICAL)

Paper 3



Apr. 2021 – 2½ hours

Name Index Number

Candidate's Signature Date

Instructions to candidates

- (a) Write your name and index number in the spaces provided above.
- (b) Sign and write the date of examination in the spaces provided above.
- (c) Answer **all** the questions in the spaces provided in the question paper.
- (d) You are supposed to spend the first **15 minutes** of the 2½ hours allowed for this paper reading the whole paper carefully before commencing your work.
- (e) Marks are given for a clear record of the observations made, their suitability, accuracy and use.
- (f) Candidates are advised to record their observations as soon as they are made.
- (g) **Non-programmable** silent electronic calculators and KNEC mathematical tables may be used.
- (h) **This paper consists of 8 printed pages.**
- (i) **Candidates should check the question paper to ascertain that all the pages are printed as indicated and that no questions are missing.**
- (j) **Candidates should answer the questions in English.**

For Examiner's Use Only

Question 1	a	c	e	f	g(i)	g(ii)	h(i)	h(ii)
Maximum Score	1	1	6	5	3	1	2	1
Candidate's Score								

Total

Question 2	c	d	e	f	j	k
Maximum Score	7	2	3	1	5	2
Candidate's Score						

Total

Grand Total



Turn over



Question 1

You are provided with the following:

- two cells in a cell holder;
- a switch;
- a micrometer screw gauge;
- a nichrome wire mounted on a millimetre scale;
- a voltmeter;
- an ammeter;
- a jockey;
- connecting wires with crocodile clips.

Proceed as follows:

- (a) Using the micrometer screw gauge, measure and record the diameter d of the wire.

$d = \dots\dots\dots$ mm

$d = \dots\dots\dots$ m

(1 mark)

- (b) Set up the apparatus as shown in **Figure 1**.

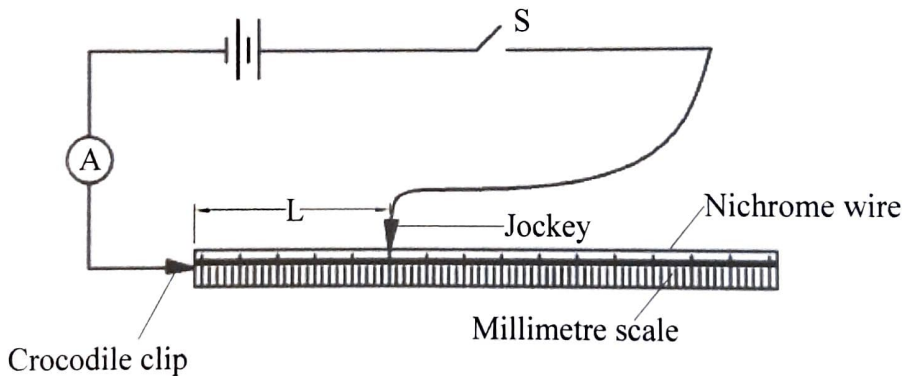


Figure 1

- (c) Using the voltmeter, measure the potential difference E across the battery before closing the switch.

$E = \dots\dots\dots$ volts.


(1 mark)

- (d) Adjust the length L of the wire to 0.1 m (10 cm). Close the switch, read and record the value of the current I in **Table 1**.
- (e) Repeat (d) for the other values of L given in **Table 1**. Complete the table. (6 marks)

Table 1

Length L (m)	0.1	0.2	0.3	0.4	0.5	0.6	0.7
Current I (A)							
$\frac{1}{I} A^{-1}$							

- (f) On the grid provided; plot the graph of $\frac{1}{I}$ (y axis) against L . (5 marks)



(g) From the graph, determine the:

(i) gradient S ;

(3 marks)

.....

.....

.....

.....

(ii) intercept C on the $\frac{1}{I}$ axis.

(1 mark)

.....

.....

.....

.....

(h) Given that:

(i) $\frac{4K_1}{\pi d^2 E} = S$ determine the value of K_1 .

(2 marks)

.....

.....

.....

.....

(ii) $\frac{K_2}{E} = C$ determine the value of K_2 .

(1 mark)

.....

.....

Question 2

You are provided with the following:

- a metre rule;
- a biconvex lens;
- a source of light (bulb in a bulb holder, cells in a cell holder and a switch);
- a stand boss and clamp;
- a lens holder;
- a screen;
- a half metre rule;
- three pieces of plastic pipes A, B and C;
- a vernier callipers (to be shared);
- a stopwatch;
- some plasticine.

Proceed as follows

PART A

- (a) Clamp the bulb holder onto the stand. Arrange the bulb, the lens and the screen along the metre rule as shown in **Figure 2**.

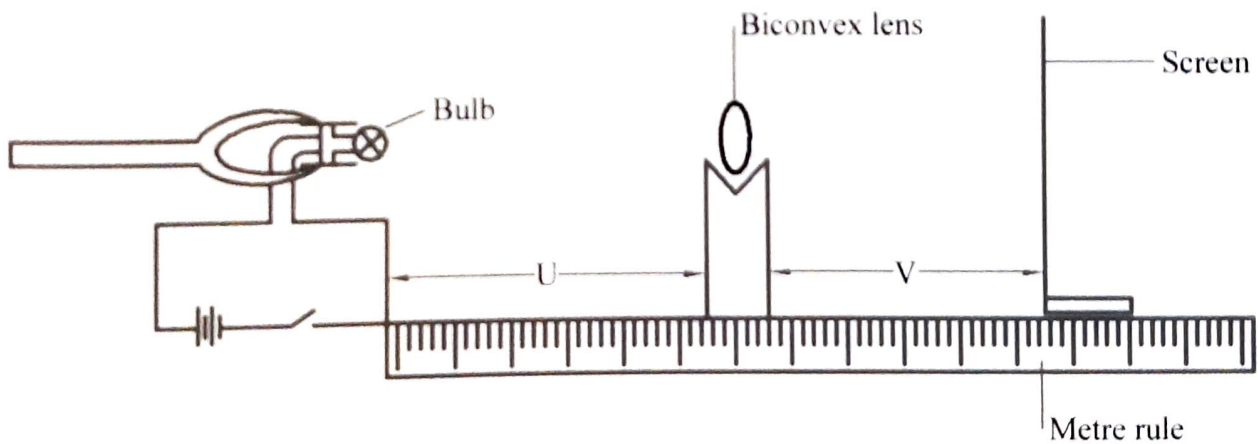


Figure 2

- (b) Adjust the distance of the bulb from the lens to $U = 25$ cm. Put on the switch and adjust the position of the screen from the lens so that a sharp image of the bulb is observed. Record the distance V between the screen and the lens in **Table 2**. (7 marks)
- (c) Repeat part (b) for the other values of U shown in **Table 2**. Complete the table. (7 marks)

Table 2

U cm	25	30	35
V cm			
$M = \frac{V}{U}$			
$F = \frac{V}{M+1}$			

- (d) Determine the average value of F . (2 marks)

.....

.....

.....

.....

PART B

- (e) Using the vernier callipers measure and record the diameters of the three pipes.

d_A , d_B and d_C

$d_A =$ cm m (1 mark)

$d_B =$ cm m (1 mark)

$d_C =$ cm m (1 mark)

- (f) Measure and record the thickness X of the half metre rule.

$X =$ cm m (1 mark)

- (g) Place the pipe marked A on the bench and use the plasticine to stop it from rolling. (see **Figure 3 (a)**).

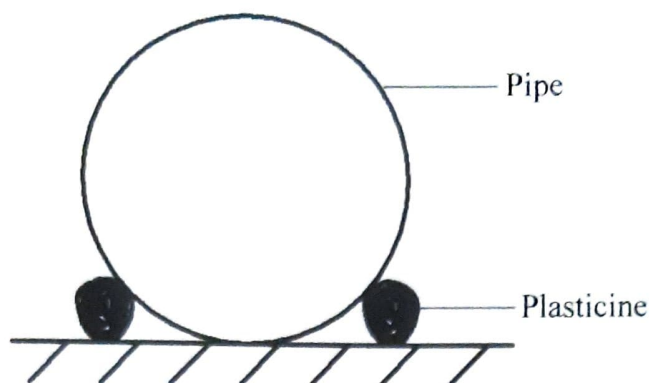


Figure 3 (a)

- (h) Place the half metre rule onto the pipe such that it balances horizontally. Ensure that the half metre rule is perpendicular to the axis of the pipe. (see **Figure 3 (b)**).

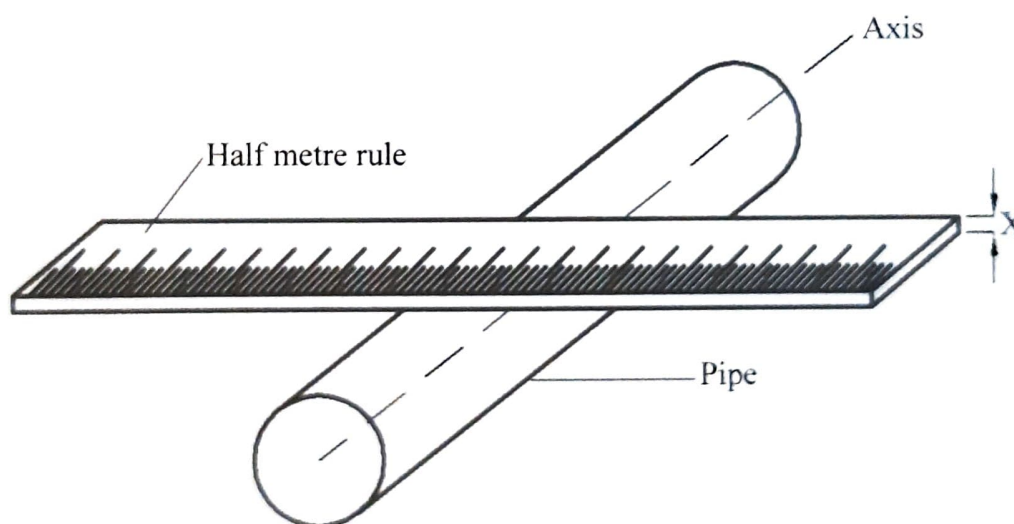


Figure 3 (b)

- (i) Push one end of the balanced half metre rule slightly downwards and release it so that it oscillates up and down. Measure and record in **Table 3** the time for five complete oscillations.
- (j) Repeat the procedure in (g), (h) and (i) for the other pipes B and C. Complete **Table 3**.

(5 marks)

Table 3

	Pipe A	Pipe B	Pipe C
Diameter d (m)			
Time for five oscillations			
Periodic time T (s)			
$Z = T \sqrt{\frac{3(d-x)}{2}}$			

- (k) Determine the average value of Z. (2 marks)

.....

.....

.....

.....

THIS IS THE LAST PRINTED PAGE.