

**APRIL HOLIDAY LANGUAGE ACTIVITIES HOMEWORK –**

**PP1**

**Shape a – z**

a	b	c	d	e	f	g
_____	_____	_____	_____	_____	_____	_____
h	i	j	k	l	m	n
_____	_____	_____	_____	_____	_____	_____
o	p	q	r	s	t	u
_____	_____	_____	_____	_____	_____	_____
v	w	x	y	z		
_____	_____	_____	_____	_____		

**Re-write the vowels**

a	e	i	o	u
_____	_____	_____	_____	_____

**Join a vowel and a consonant to make a word.**

A _____ m = _____	A _____ sk = _____
A _____ s = _____	A _____ dd = _____
A _____ n = _____	I _____ n = _____
A _____ t = _____	O _____ f = _____

**Re-write 'a' syllables**

a      ba      ca      da      fa      ga      ha

\_\_\_\_\_

ja      ka      la      ma      na      pa      ra

\_\_\_\_\_

sa      ta      va      wa      ya      za

\_\_\_\_\_

**Shape A - Z**

A      B      C      D      E      F      G

\_\_\_\_\_

H      I      J      K      L      M      N

\_\_\_\_\_

O      P      Q      R      S      T      U

\_\_\_\_\_

V      W      X      Y      Z

\_\_\_\_\_

**Match sounds with their pictures**

a



b



c



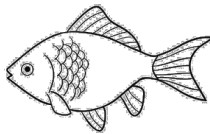
d



e



f



g



h



**Match similar words**

an

is

is

an

am

it

of

am

it

of

**Match 'a' syllables**

a

ba

ba

a

ca

da

da

ca

fa

ga

ga

fa

ha

ja

ja

ha

ka

la

la

ka

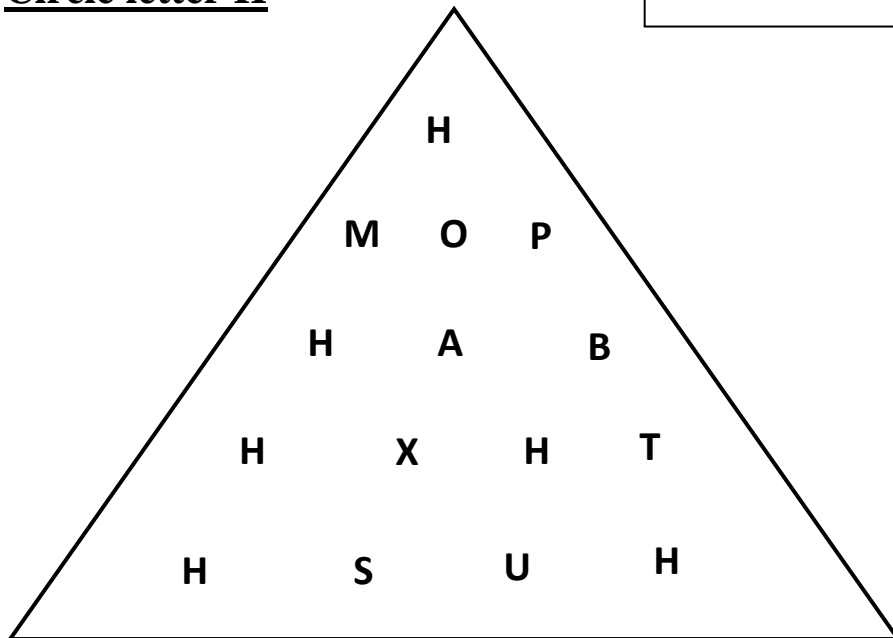
**Match the vowels**

a	e
e	a
i	o
o	u
u	i

**Match similar sounds**

a	b
b	a
c	d
d	c
e	f
f	e
g	h
h	g
i	j
j	i
k	l
l	k

**Circle letter H**



**APRIL HOLIDAY MATHEMATICS HOMEWORK – PP1**

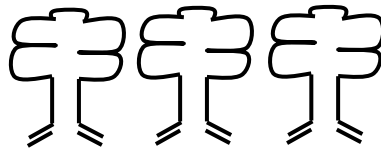
**Write 1 – 20**

1	2	3	4	5	6	7
_____	_____	_____	_____	_____	_____	_____
8	9	10	11	12	13	14
_____	_____	_____	_____	_____	_____	_____
15	16	17	18	19	20	
_____	_____	_____	_____	_____	_____	

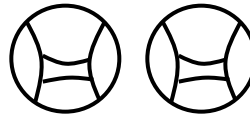
**Write the number value**

1 = \_\_\_\_\_  
2 = \_\_\_\_\_  
3 = \_\_\_\_\_  
4 = \_\_\_\_\_  
5 = \_\_\_\_\_

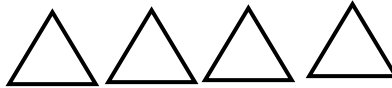
**Count and match**



2



4

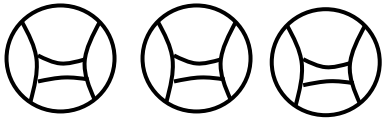


3

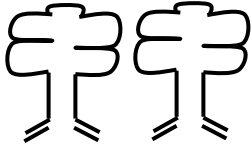
**Write 1 – 10**

_____	_____	_____	_____
_____	_____	_____	_____
_____	_____	_____	_____

**Count and write**



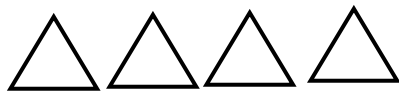
\_\_\_\_\_



\_\_\_\_\_



\_\_\_\_\_



\_\_\_\_\_

**Count and circle**



2

3

6



4

1

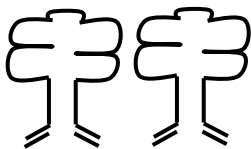
3



2

4

1



2

3

6



3

1

5

**Match similar numbers**

2                      3

3                      2

4                      6

6                      4

8                      10

10                     8

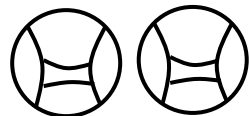

**Fill in the missing numbers**


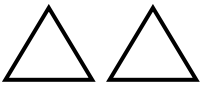
1 \_\_\_\_\_ 3 \_\_\_\_\_ 5 \_\_\_\_\_ 7 \_\_\_\_\_ 9

\_\_\_\_\_

**Put together**

 +  = \_\_\_\_\_

 +  = \_\_\_\_\_

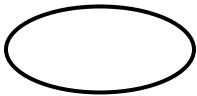

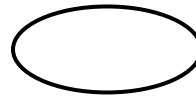

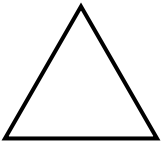
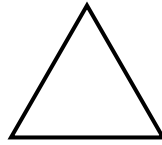
 +  = \_\_\_\_\_

 +  = \_\_\_\_\_

**Circle number '9'**

9	10	3	9
6	9	4	5
9	7	2	9

**Match similar shapes**



**Circle the good numbers**

1

1

3

3

4

4

2

5

7

7

10

01



## APRIL HOLIDAY ENVIRONMENTAL HOMEWORK – PP1

1. Answer the following questions orally.

What is your name? \_\_\_\_\_


What is the name of your teacher? \_\_\_\_\_

What is the name of your school? \_\_\_\_\_


2. Name 3 parts of the body (orally).

\_\_\_\_\_

3. Draw the pictures.


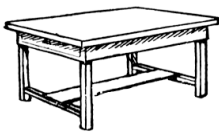



Sun





Ball

4. Match the classroom objects.





5. Match the weather symbols.



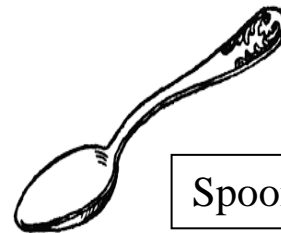
6. Colour the kitchen utensils.



Cup



Sufuria




Spoon



Jug



Glass

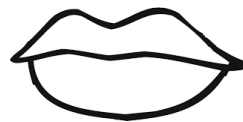
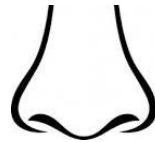
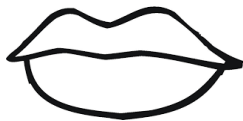
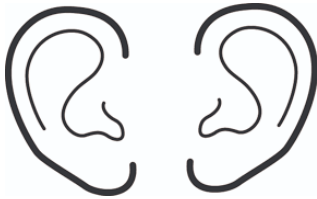



Knife


7. Colour the picture.



8. Match parts of the body.




9. Colour the family members.




Father



Mother



Brother



Sister



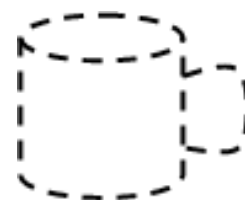


Baby

10. Colour the flag.



11. Join the dots to make a picture.



# APRIL HOLIDAY CREATIVE ACTIVITIES HOMEWORK – PP1

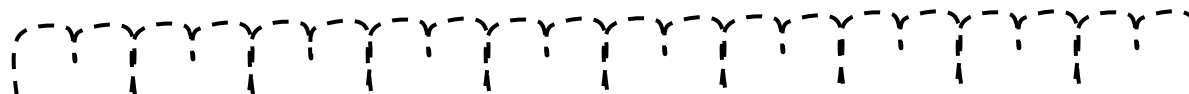
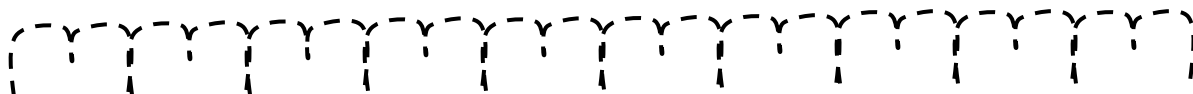
## Copy the pattern.

a = a

---

c = c

---



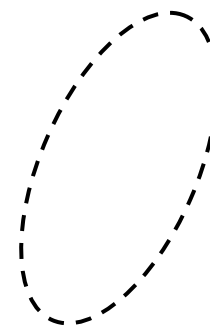
## Join the dots.



Triangle



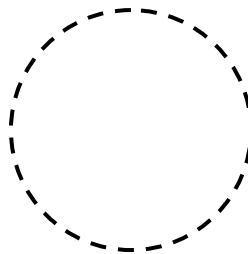
Square



oval




Rectangle




Circle

## Colour the pictures




Colour yellow



Colour orange



Colour black




Colour green



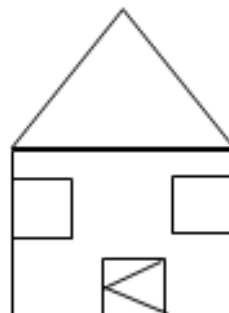
Colour red



Colour pink



Colour purple



Colour brown